

# Dawn Thilmany Jeff Engell

Western Regional Thriving  
Economies and Vibrant Communities  
Dept of Agriculture & Resource  
Economics

**REDI@CSU**

Regional Economic Development Institute



**COLORADO STATE UNIVERSITY**



**Colorado State University**  
*Extension*

# REDI – Regional Economic Development Institute



Economics Indicator  
Reports



Economic Indicator  
Dashboard



REDI Reports



Webinars

Search...

Search REDI

**LATEST REDI REPORTS**

**FEATURED**



**COLORADO STATE UNIVERSITY**

**ENGAGEMENT AND EXTENSION**

# REDI – Leadership Team



**Stephan Weiler**

Professor of Economics

[Stephan.Weiler@ColoState.edu](mailto:Stephan.Weiler@ColoState.edu)



**Dawn Thilmany**

Professor of Agricultural Economics

[Dawn.Thilmany@ColoState.edu](mailto:Dawn.Thilmany@ColoState.edu)



**COLORADO STATE UNIVERSITY**

**ENGAGEMENT AND EXTENSION**

# REDI – Engaged Research

## Federal Spending in Colorado: Lessons from the Budget Control Act of 2011

 May 2023  Tim Komarek  Debt, Federal Spending

This report highlights the relative importance of federal procurement spending in the private sector across different regions of Colorado. Several Colorado counties receive a significant amount (over \$3,000 per capita a year) of federal spending. The reduction in federal spending from the Budget Control Act of 2011 led to a decline of approximately 10,000 jobs and an increase in unemployment and demands on the social safety net....

[Read REDI Report](#)

## Economic wins and losses from reintroducing wolves in Colorado

 April 2023  Benjamin Ghasemi, Dana L. Hoag, Jesse Burkhardt, Robin Young  Wolves

In 2020, Coloradans narrowly voted, 51-49%, to reintroduce wolves in late We estimate that the benefits to yes-voters are about \$115 million/year, likely more than 50 times government spending for those that will experience losses. Almost 90% of the benefits fall in the Front Range, where very few people will ever encounter a wolf, while about 4% fall on the Western Slope, where almost all costs occur....

[Read REDI Report](#)



**COLORADO STATE UNIVERSITY**

**ENGAGEMENT AND EXTENSION**



# REDI – Engaged Research



Estimating the costs and benefits of wolf reintroduction

- Amendment 114 in 2020
- Diffuse benefits and concentrated costs
- Benefits of \$115 million (existence or “warm-glow” value)
- Costs are less well-known, approximately \$2 million



# REDI – Indicator Topics

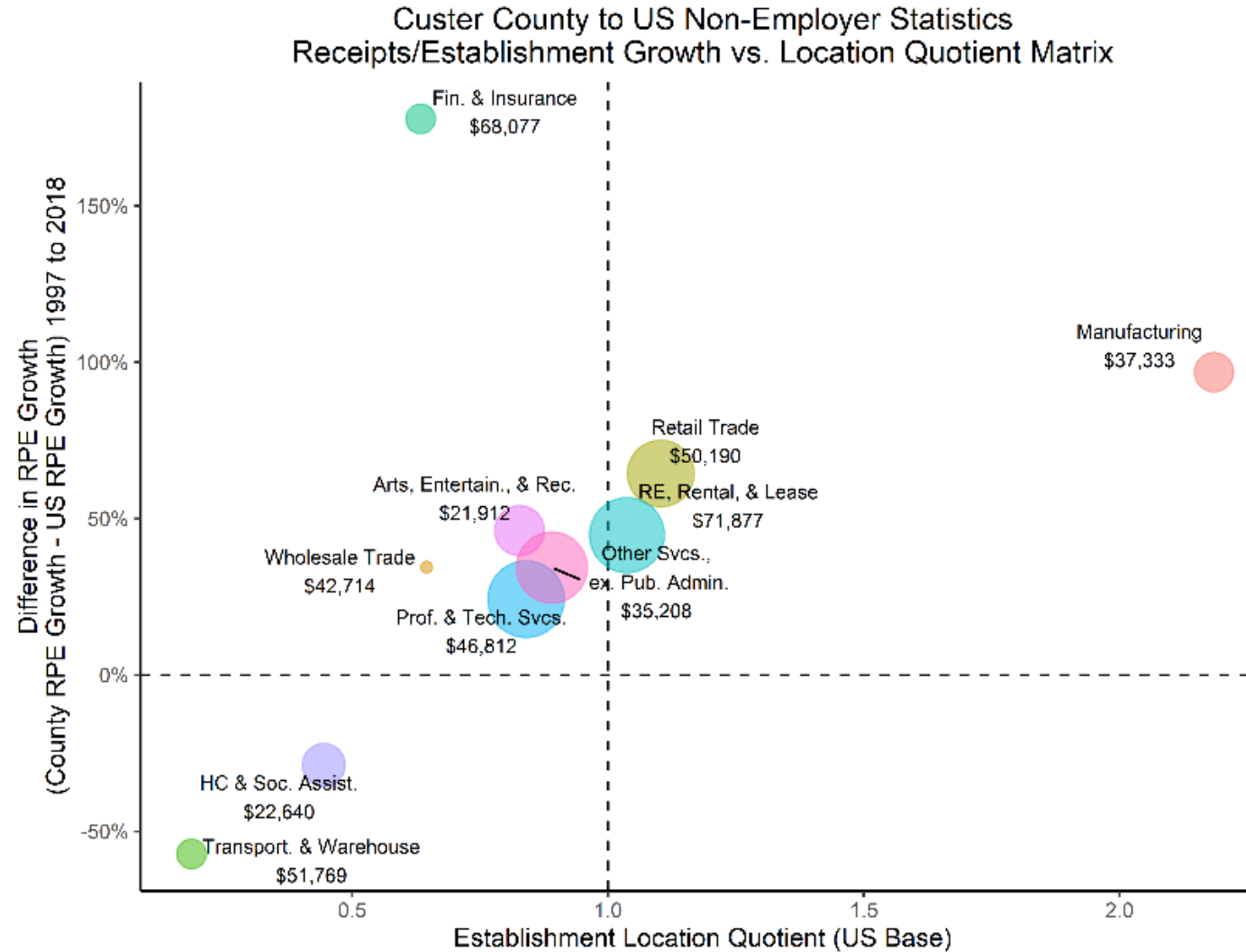
---

1. Non-employer bubble graphs
2. Employer bubble graphs
3. Establishment dynamism
4. Jobs dynamism
5. Coefficient of specialization
6. Labor productivity
7. Personal income by major component
8. Housing affordability
9. Commuting flows

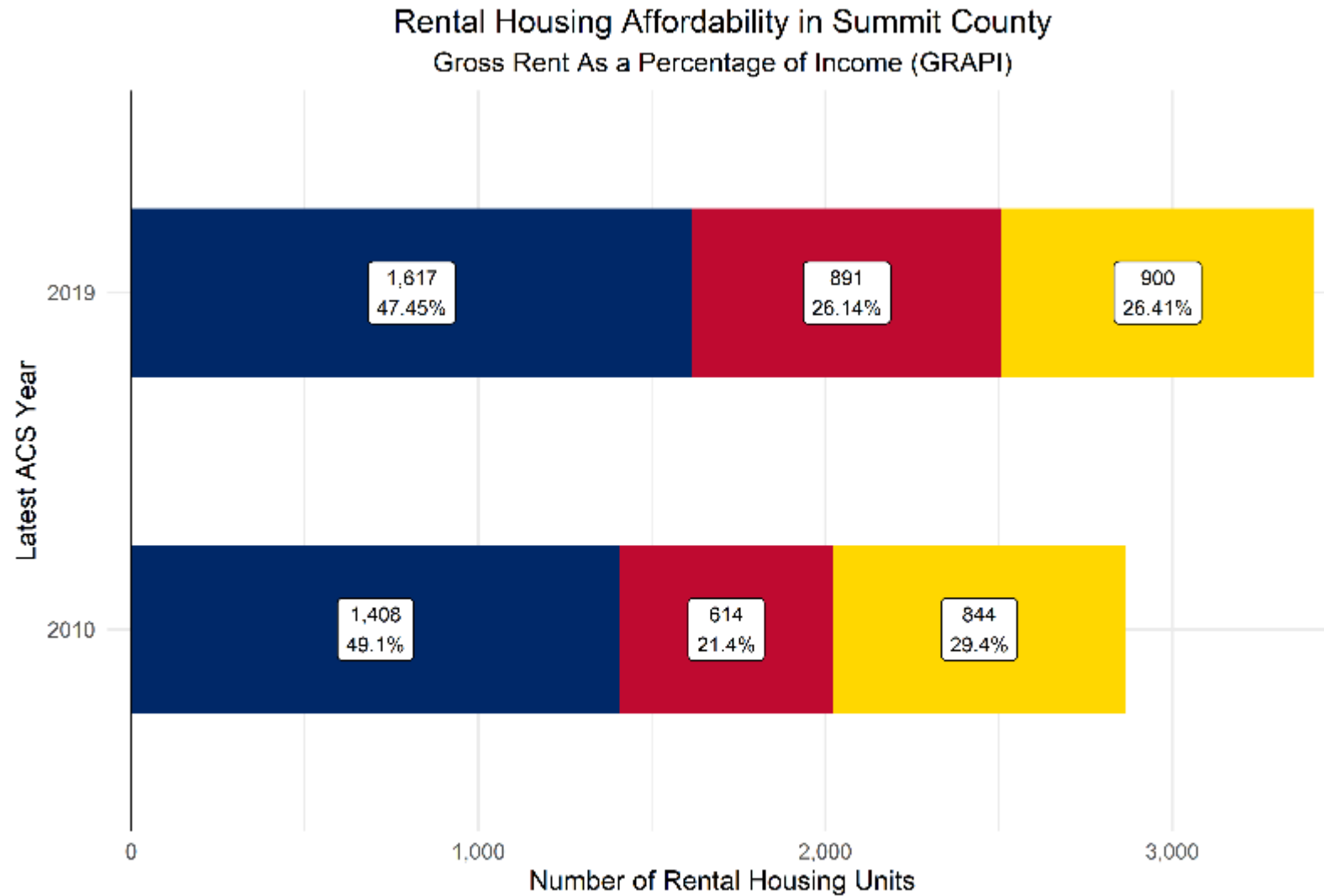
*Do you have other ideas that would be useful to your county/area discussion?*



# Economic Model



# Economic Model





# *The economic and community implications of rural outdoor tourism, initiatives and investments...and a little on food systems*

REDI Research Associates and Grad RAs

May 2023



**COLORADO STATE UNIVERSITY**

**ENGAGEMENT AND EXTENSION**

# Fishers Peak State Park

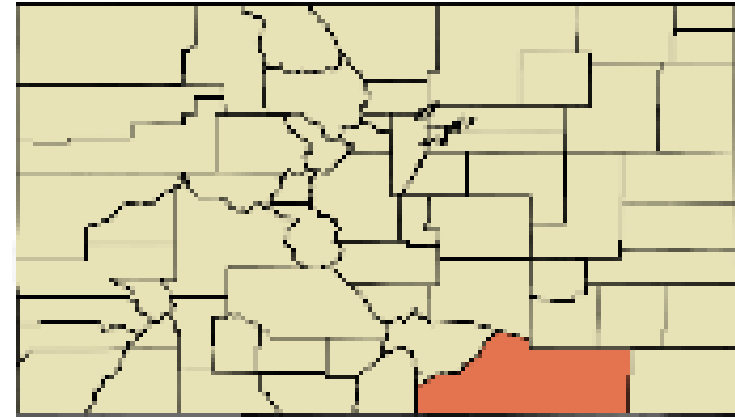
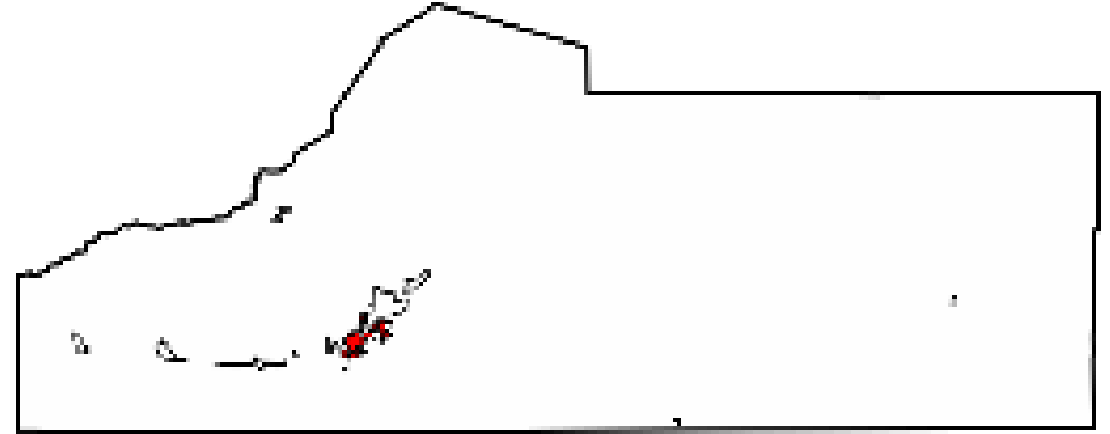
- Colorado's Newest State Park
- Opened in 2020
- 9,633-foot flat-topped mesa in the Sangre de Cristo Range
- 19,200 Acre Property
- Opened with 250 acres and 3 trails
- Now 13 miles of trails, main trail is within 0.5 miles of the Peak
- Closure: Annual 0.5-mile buffer around the Peak from March 15 - August 1 for nesting pair of Peregrine Falcons
- Development is very fast compared to similar parks, thanks in part to Governor's support



# Fishers Peak State Park

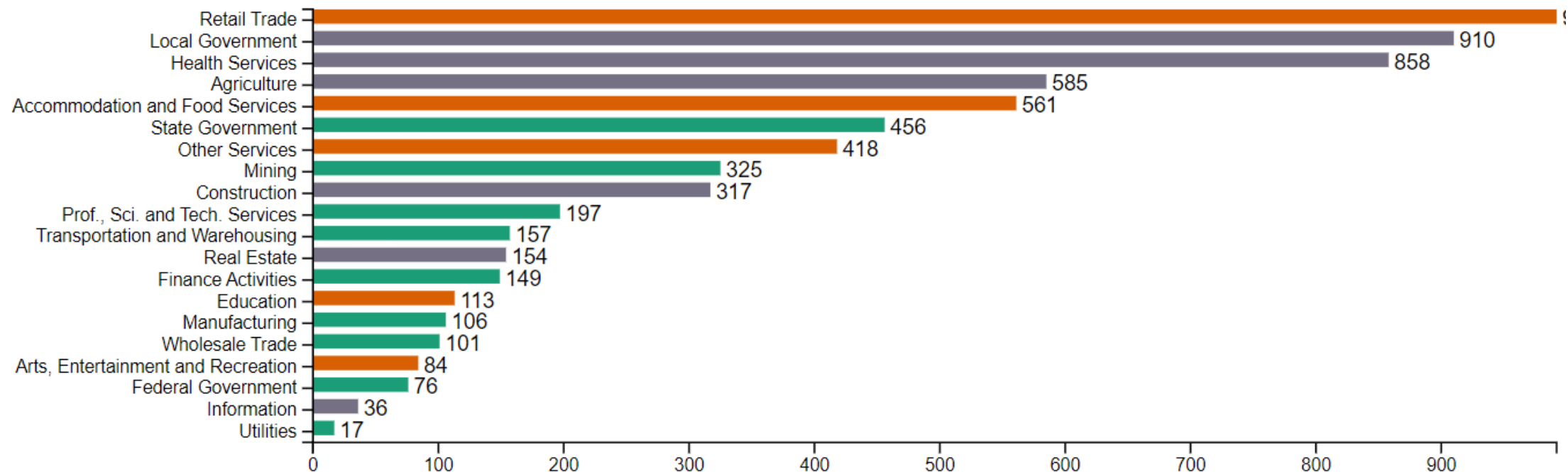
## Trinidad, CO

- Located in Las Animas County
- 8,329 residents
  - 83.2% White
  - 50.3% Latino
- Median Income: \$37,196
  - 48.5% lower than state average
- Poverty Rate: 20.2%
  - 11.2% higher than state average



# Fishers Peak State Park

## Jobs by Sector: Las Animas County, 2021



Job sector data is suppressed according to Bureau of Labor Statistics standards.

Suppressed Job Sectors:  
Admin. Support and Waste Mngmt.  
Military  
Mngmt. of Companies

Data Source: Bureau of Labor Statistics Source Date: July, 2022.  
Visualization by the State Demography Office, Print Date: 08/11/2023

6,796 Total Estimated Jobs

\$42,798 Average Annual Wage

2021 Employment Share by Wage

Low Wage Jobs: (\$18,627 - \$32,095) 31.9%

Mid Wage Jobs: (\$36,244 - \$48,649) 46.9%

High Wage Jobs: (\$54,627 - \$77,848) 21.1%



COLORADO STATE UNIVERSITY

ENGAGEMENT AND EXTENSION

# Fishers Peak State Park

## Methodology – IO Model

- Using IMPLAN
- Use estimated non-local expenditure to feed into IO Model
  - Expenditure will be equally split across 8 industry sectors.
- Use Occupation Impact Output from IMPLAN to find estimated income level for employment added

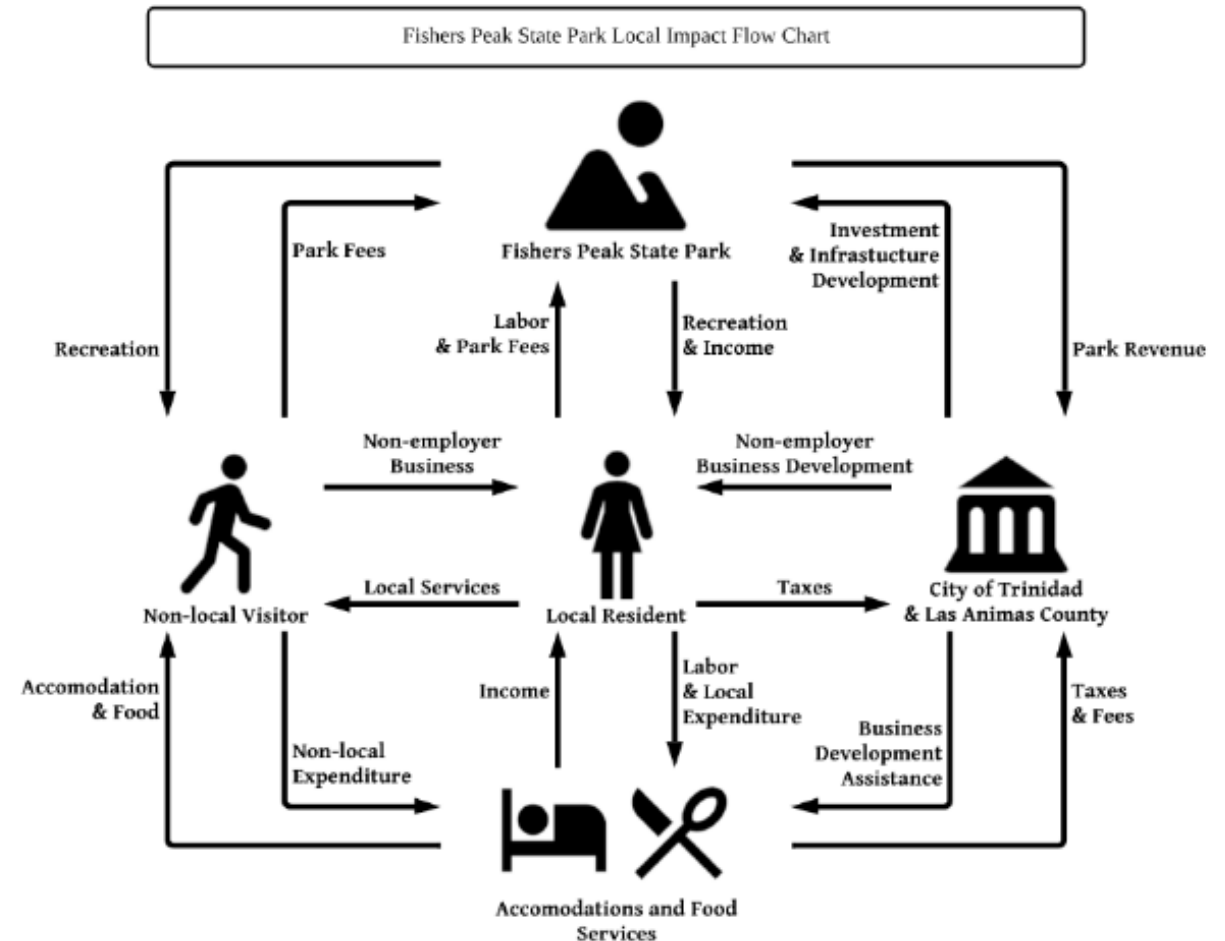


Figure 2.1: Fishers Peak State Park Local Impact Flow Chart





# Fishers Peak State Park

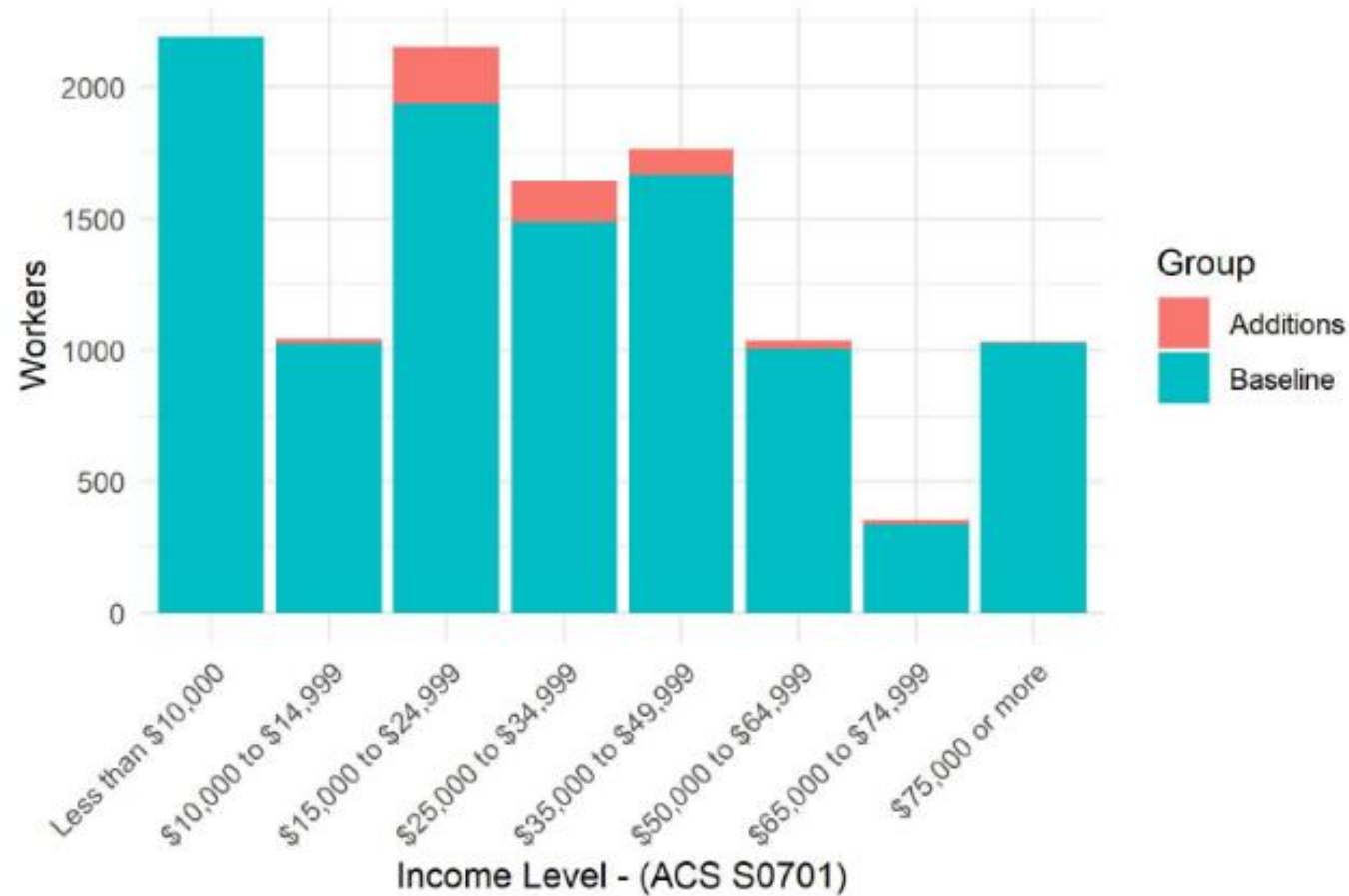


Figure 2.6: New Baseline Income Distribution By Income Level, Las Animas County, 2021



# Craig & Moffat County

- Moffat County's tourism-supporting industries employ 14.9% of the local workforce,
  - Accommodation and food services (10.4%), followed by retail trade (2.9%) and arts, entertainment, and recreation (1.6%) (Headwater Economics, 2023).
- Outdoor recreation sites near Craig, Colorado include the Yampa River, its multiple public access points and the Little Yampa Canyon Special Recreation Management Area (SRMA)
  - Considering new publicly accessible stretch of the Yampa River approximately 8 miles long.



# Craig & Moffat County

What is the current economic contribution of outdoor recreation and tourism in the area?

If the proposed BLM acquisition brings additional opportunities to Moffat County, what would be the value added through additional recreation and tourism spending from non-resident visitors?



# Craig & Moffat County

Table 4.5: Input-Output Results from BLM Acquisition


 Economic impact	Direct effects	Indirect effects	Induced effects	Total effects	Type SAM multiplier
Total output	\$75,516.64	\$20,355.21	\$13,625.17	\$109,497.02	1.45
Total employment	0.8513	0.1305	0.0873	1.0691	1.26
Total labor income	\$25,729.30	\$4,999.51	\$3,577.46	\$34,306.27	1.33
Value added	\$42,172.34	\$8,060.74	\$7,549.16	\$57,782.24	1.37

Table 4.6: Input-Output Results for Baseline + BLM Acquisition

Economic impact	Direct effects	Indirect effects	Induced effects	Total effects	Type SAM multiplier
Total output	\$124,197.69	\$33,429.57	\$22,243.45	\$179,870.70	1.45
Total employment	1.38	0.21	0.14	1.74	1.26
Total labor income	\$42,003.05	\$7,262.34	\$5,840.29	\$55,105.68	1.31
Value added	\$69,063.85	\$13,211.31	\$12,324.21	\$94,599.36	1.37



# Food Systems Past Work and New Opportunities



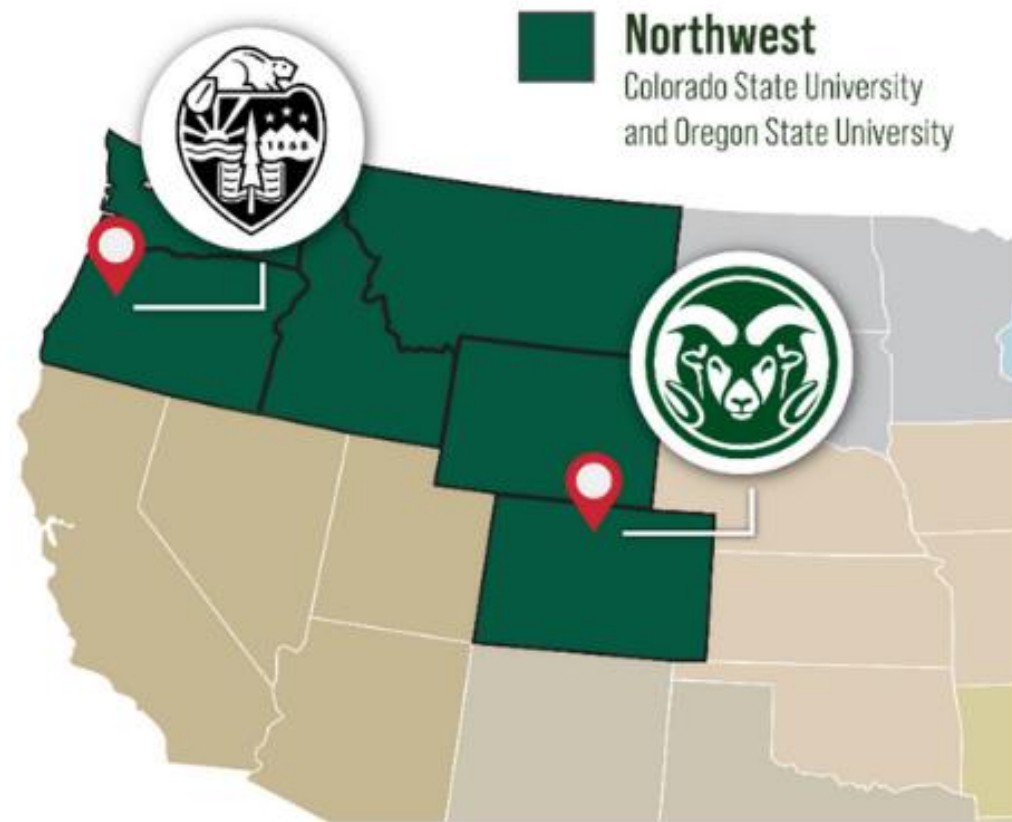
USDA Regional Food  
Business Centers  
Geographic Regions



COLORADO STATE  
UNIVERSITY



Oregon State  
University



<https://nwrockymountainregionalfoodbusiness.com/>



COLORADO STATE UNIVERSITY

ENGAGEMENT AND EXTENSION



# Food Systems Past Work and New Opportunities

- Community Food Assessments
  - Over 10 in last decade, NoCO, Pueblo
  - El Paso/Fremont/Pueblo in process
  - SLV in progress
  - NoCo Update
  - Regional Convenings
- Entrepreneurship-Ag and Food
  - Building Farmers short course (over 10 years)
  - New Food Entrepreneur course (piloted in Pueblo with I4E)
  - Colorado Collision (Bringing Together Pitch Slam winners)-July 21





**Local Food Program**  
Application Information Webinar – 2022-2023

School Nutrition Unit  
Pursuant to HB 19-1132

  
**COLORADO**  
Department of Education





# MOUNTAIN MEAT SUMMIT



MAY 21-23 2024

PRAY, MONTANA

**COLORADO  
COLLISION**

**FOOD PITCH COMPETITION  
& HAPPY HOUR**



COLORADO STATE UNIVERSITY



# Engaging with REDI and Centers

- REDI Reports as 2+ page factsheets
  - Ask relevant local questions
- Partner on student interns with an economic story / question
- Connection to campus for needed expertise
  - Examples were Natural Resources and Food, but other expertise as well

Stay Tuned:

- University Center from Economic Development Administration
  - Grant submitted 10 July



# Rural Initiative



In 2021, the CSU System Board of Governors voted to invest \$8.5 million over three years to expand the University's support for rural Colorado students and communities.



**Accessible Education**



**Improved Health**



**Vibrant Communities**



**Thriving Economies/  
Food and Ag**

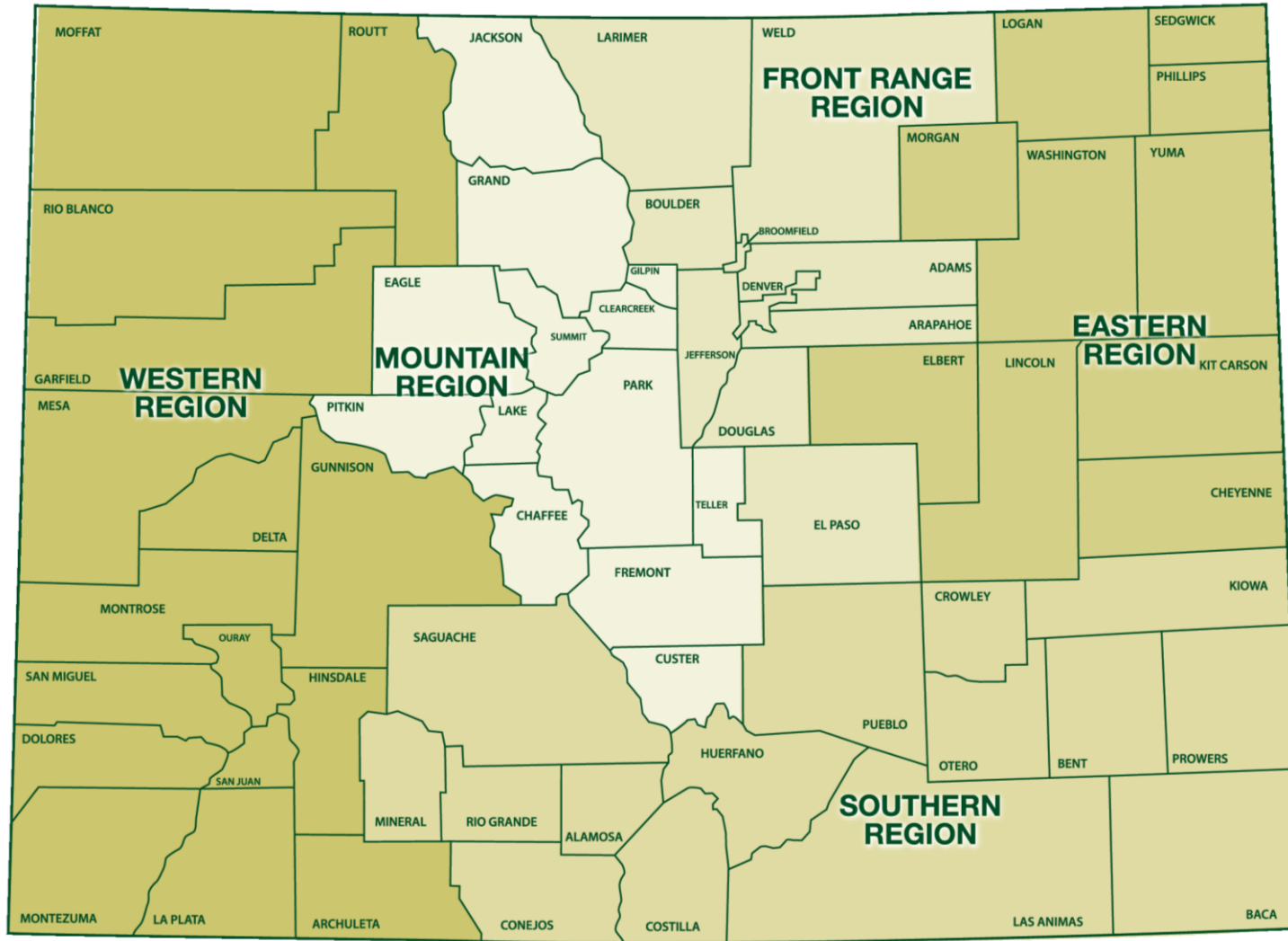


**COLORADO STATE UNIVERSITY**

**ENGAGEMENT AND EXTENSION**



# Rural Initiative



## CSU Extension Regions

*Aligned with Colorado Counties Inc  
(CCI) regions*



**COLORADO STATE UNIVERSITY**

**ENGAGEMENT AND EXTENSION**



# Rural Initiative – Current Work & Projects



**COLORADO  
COLLISION**

**FOOD PITCH COMPETITION  
& HAPPY HOUR**



COLORADO STATE UNIVERSITY



**COLORADO STATE UNIVERSITY**

**ENGAGEMENT AND EXTENSION**

# Rural Initiative – Current Work & Projects

**WEST SLOPE 20  
STARTUP WEEK 23**

## **GRAND JUNCTION HOMETOWN EVENT**

**THE STATE OF THE STARTUP IN  
GRAND JUNCTION**

**HAPPY HOUR | PANEL DISCUSSION | NETWORKING**

**TUESDAY AUGUST 8 4:30-6:30 PM  
RAMBLEVINE BREWERY  
457 COLORADO AVE, GRAND JUNCTION, CO**

**Durango  
August  
21<sup>st</sup> – 25<sup>th</sup>**




**COLORADO STATE UNIVERSITY**

**ENGAGEMENT AND EXTENSION**

# Rural Initiative – Current Work & Projects

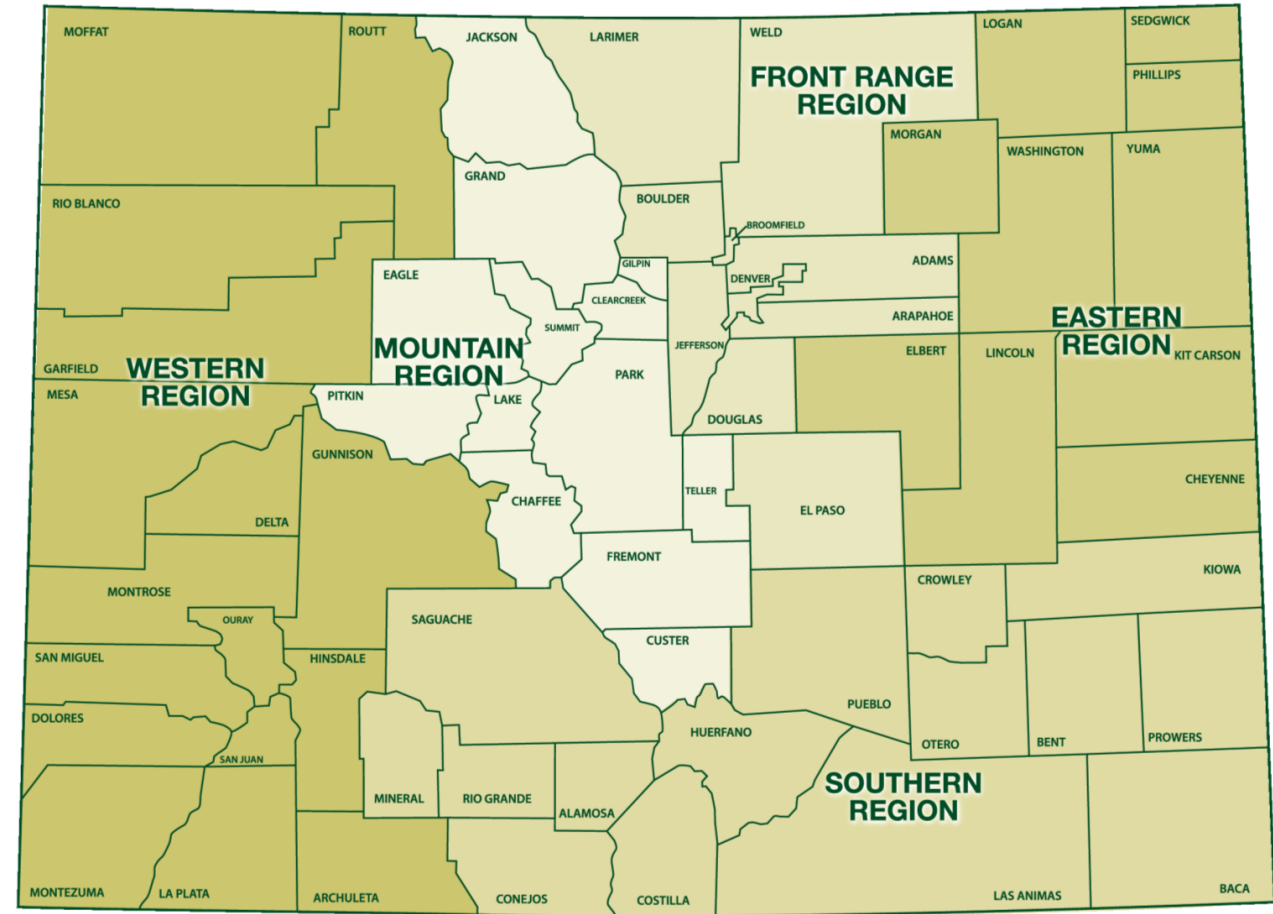
## Lighthouse Program

- Juvenile diversion program offering resources and guidance to at-risk youth and their families to prevent future system involvement.
- Serve as interviewee for youth research projects.
- Support ‘theft & vandalism scavenger hunt’ as Economic Expert.
- Exploring the use of CSU STEM kits as tools for parent/youth engagement activities.



# Engaging with Rural Initiative

- Connect with county office
- Connect with Regional Specialist
- Organize community listening opportunities
- Communicate community needs and opportunities
- Brainstorm collaborations





# Dawn Thilmany

Co-Director and Professor of Ag and Resource  
Economics

[Dawn.Thilmany@ColoState.edu](mailto:Dawn.Thilmany@ColoState.edu)

# Jeff Engell

Regional Specialist - Western Region

[Jeff.Engell@ColoState.edu](mailto:Jeff.Engell@ColoState.edu)



Colorado State University  
Extension